



evone

Evone has the patented ventilation mode FCV®, FCV® is unique in creating a stable gas flow into and out of the patient's lungs to generate an inspiration and expiration, respectively.

FCV® is a dynamic ventilation mode, without pauses, aiming for linear changes in both volume and pressure. FCV® prevents abrupt intrathoracic pressure drops by means of the controlled expiration.

Further, Evone has a Jet mode providing Jet Ventilation.

Applications:

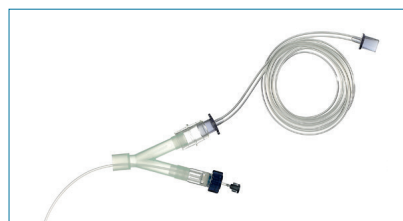
- ENT/Laryngeal/Tracheal surgery
- Cardio-thoracic surgery
- One-Lung ventilation
- Laparoscopic surgery/Trendelenburg position
- Procedures involving obese patients
- (expected) Difficult airway

Tritube® and conventional tubes

Evone's FCV® ventilation mode can be used with Ventinova's Tritube, an ultrathin endotracheal tube (outer diameter 4.4 mm) with an inflatable cuff to secure the airway. Also any adult endotracheal tube (>5 mm ID).



Tritube

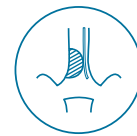


Conventional Tube Adapter (CTA)

» ADVANTAGES

- Better gas exchange
- Improved lung recruitment and less atelectasis
- Exceptional in upper airway surgery
- FCV® Ventilation using:
 - Conventional tubes
 - Ultrathin Tritube®
- Two ventilation modes:
 - FCV®
- Less energy dissipation in the lungs

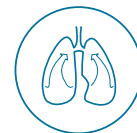
» REDEFINING VENTILATION



Small Lumen



Higher Efficiency

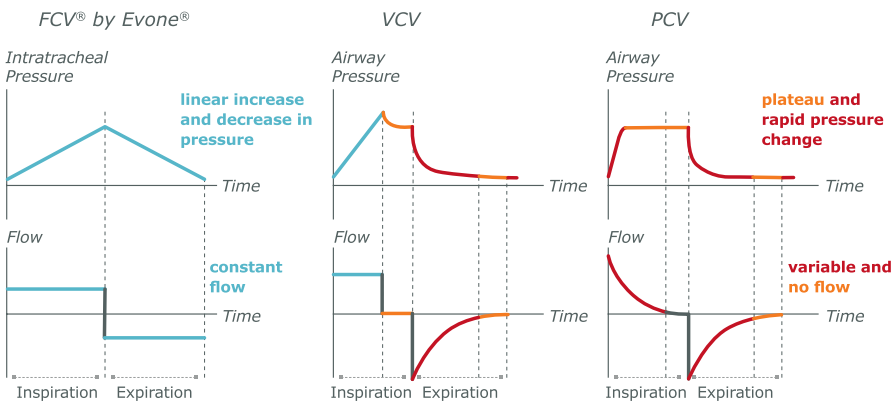


Lower Energy

evone








Evone: Controlled inspiration and expiration

Evone is the only commercially available ventilator applying FCV®, directing both the inspiration and the expiration of an anaesthetised patient requiring mechanical ventilation. Evone's FCV® ventilation mode is based on a controlled inspiration and expiration flow from a set PEEP to a set peak pressure and vice versa, relying on intratracheally measured pressures.



Order information

All products are single use and sterile.

<p>Evone®</p> <p>Evone Control Unit</p> <p>Order number: 6000</p>  <p>Trolley</p> <p>Order number: 18030</p>	<p>Consumables</p> <p>Airway Adapter</p> <p>Order number: 6125</p>  <p>Cartridge</p> <p>Order number: 6115</p>  <p>Filter</p> <p>Order number: 12012</p>  <p>Breathing Tubing</p> <p>Order number: 6120</p> 	<p>Consumables</p> <p>Tritube®</p> <p>Order number: 7000</p>  <p>Conventional Tube Adapter</p> <p>Order number: 6130</p>  <p>Patient packs</p> <p>Tritube Evone patient set for 20 patients</p> <p>Order number: 18055</p> <p>20 breathing tubes, 20 cartridges, 20 Tritubes, 20 HME-Filters</p> <p>CTA Evone patient set for 20 patients</p> <p>Order number: 18075</p> <p>20 CTA, 20 cartridges, 20 HME-Filters</p>
--	---	---

© 2021 Ventinova, Eindhoven The Netherlands, all rights reserved.

© 2021 Ventinova, ECV, Evone, Tritube are registered trademarks of Ventinova Medical.

» SMALL LUMEN

- FCV® enables use of ultrathin cuffed endotracheal tube Tritube® (O.D. 4.4 mm):
 - New surgical possibilities
 - Easy intubation of even difficult airways
 - Increased surgical exposure
 - Clear sight and non-vibrating vocal cords
 - Minimised contamination risk

» HIGHER EFFICIENCY

- FCV®'s low flow rates are better able to reach the high resistant and the dependent lung parts, that have a better perfusion.
- FCV®'s control of the expiration maintains airway pressure and keeps the gas longer in the alveoli.
- Together, FCV® avoids atelectasis while improving gas exchange.

» LOWER ENERGY

- FCV® results in smooth tidal movements of the diaphragm and thoracic wall throughout the ventilation cycle.
- FCV® results in reduced application of mechanical power and less energy dissipation in the lungs.